

FOODBANK HUNGER REPORT 2020


QUEENSLAND

FOOD INSECURITY IN THE TIME OF



COVID-19 HAS INCREASED THE DEMAND FOR FOOD RELIEF IN QUEENSLAND

Food insecure Queenslanders are seeking assistance from charities more frequently. Those seeking food relief at least once a week have nearly doubled.

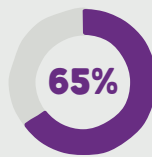


Those Queenslanders who were struggling for food before COVID-19, are going hungry even more often now. 28% are going a whole day a week without eating.



YOUNG PEOPLE ARE BEING HARDEST HIT BY THE IMPACT OF COVID-19

PROPORTION OF FOOD INSECURE AUSTRALIANS IN EACH GENERATION THAT ARE UNABLE TO AFFORD ENOUGH FOOD AT LEAST ONCE A WEEK



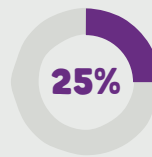
Gen Z
aged 18-25



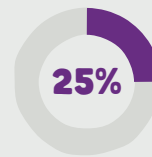
Gen Y
aged 26-40



Gen X
aged 41-54



Baby Boomers
aged 55-74



Builders
aged 75+

THREE IN TEN QUEENSLANDERS NOW EXPERIENCING FOOD INSECURITY HAD NOT GONE HUNGRY BEFORE THE PANDEMIC



CHARITIES HAVE SEEN TWO NEW FOOD INSECURE GROUPS EMERGING AS A RESULT OF THE PANDEMIC




The casual workforce

International students



CHARITIES ARE SEEING DEMAND FOR FOOD RELIEF BECOME ERRATIC AND UNPREDICTABLE, BUT OVERALL NUMBERS ARE UP BY AN AVERAGE OF 47%



FOOD RELIEF IS EVEN MORE CRUCIAL IN TIMES OF CRISIS



47% OF FOOD INSECURE QUEENSLANDERS HAVE ACCESSED FOOD RELIEF SINCE COVID-19 WAS DECLARED A GLOBAL PANDEMIC

TOP 3 BENEFITS OF RECEIVING FOOD RELIEF



TOP 3 BARRIERS TO SEEKING FOOD RELIEF FROM A CHARITY



GOVERNMENT ASSISTANCE IS PROVIDING TEMPORARY RELIEF

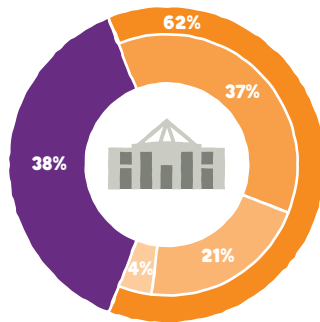
Of those who are in need of government assistance:



38% suggest government assistance has helped their situation



62% are not receiving the assistance they need (37% needed additional assistance, 21% were ineligible, 4% found it too difficult)



ALMOST 45% OF FOOD INSECURE QUEENSLAND RESIDENTS DON'T KNOW HOW THEY WILL COPE OR EXPECT THEY WON'T COPE AT ALL WHEN THE ADDITIONAL GOVERNMENT SUPPORT IS WITHDRAWN



FOODBANK IS THE LEADING PROVIDER OF VITAL FOOD AND GROCERIES TO FOOD RELIEF CHARITIES AROUND AUSTRALIA

METHODOLOGY

Data for this infographic has been sourced from:

- Survey of 1,001 Australians who experienced food insecurity in the last 12 months. In field June/July 2020.
- Nine phone interviews conducted with charity representatives and Australians experiencing food insecurity in August 2020.
- Five pulse surveys conducted amongst charities registered with Foodbank (averaging 500 respondents per survey) conducted monthly between April and September 2020.

Research and infographic design by:

mccrindle

mccrindle.com.au